

Overview

- 20 ... 1500 mm
- voltage output
- qTeach, line-Teach, IO-Link
- connector M12 5 pin
- -25 ... 65 °C
- IP 69



Picture similar



Technical data

General data

Scanning range Sd	20 ... 1500 mm
Scanning range close limit Sdc	20 ... 1500 mm
Scanning range far limit Sde	20 ... 1500 mm
Version	IO-Link dual channel Multiplex version
Hysteresis typ.	4 % Sde
Repeat accuracy	0.5 mm
Resolution	< 0.3 mm
Response time ton	< 70 ms
Release time toff	< 70 ms
Temperature drift	> 50 mm < 2 % of distance to target Sde
Power-up drift	Compensated after 15 min.
Sonic frequency	200 kHz
Adjustment	qTeach, line-Teach, IO-Link
Light indicator	LED yellow
Power on indication	LED green
Alignment measuring axis	< 2°

Electrical data

Voltage supply range +Vs	12 ... 30 VDC
Current consumption typ.	35 mA
Output circuit	Voltage output
Baud rate	38.4 kBaud (COM 2)
Output signal	0 ... 10 V / 10 ... 0 V

Electrical data

Output current	100 mA
Voltage drop Vd	<3.5 VDC
Residual ripple	< 10 % Vs
Short circuit protection	Yes
Reverse polarity protection	Yes, Vs to GND

Communication interface

Interface	IO-Link V1.1
Baud rate	38.4 kBaud (COM 2)
Cycle time	≥ 12 ms
Process data length	48 Bit
Process data structure	Bit 0 = SSC1 (distance) Bit 1 = SSC2 (distance) Bit 2 = quality Bit 3 = alarm Bit 5 = SSC4 (counter) Bit 8-15 = scale factor Bit 16-47 = 32 Bit measurement

IO-Link port type

IO-Link port type	Class A
Additional data	Distance Excess gain Operating cycles Operating hours Boot cycles Operating voltage Device temperature Histograms

Technical data

Communication interface

Adjustable parameters	Switching point
	Switching hysteresis
	Measured value filtering
	Time filters
	LED status indicators
	Output logic
	Output circuit
	Counter
	Beam forming
	Analog output characteristic
	Function of pin 5
	Deactivate the sensor element
	Find Me function

Mechanical data

Housing material	Stainless steel (V2A) / TR90
Coating active face	PEEK
Width / diameter	18 mm
Height / length	64 mm
Connection types	Connector M12 5 pin

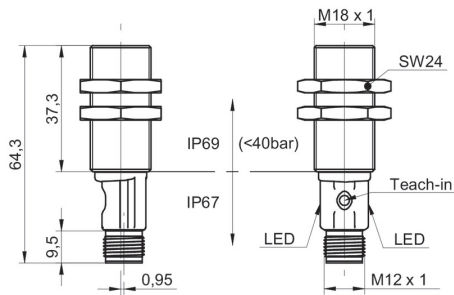
Ambient conditions

Operating temperature	-25 ... +65 °C
Storage temperature	-40 ... +75 °C
Protection class	IP 69
Protection class (connection)	IP 67

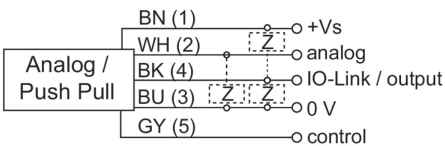
Mechanical data

Design	Cylindrical threaded
--------	----------------------

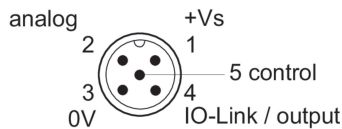
Dimension drawing



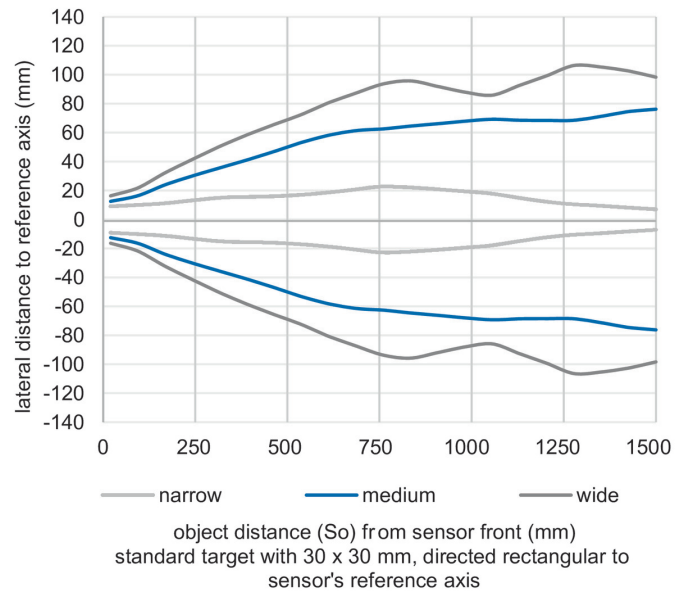
Connection diagram



Pin assignment



Typical sonic cone profile



Accessories**Mounting accessories**

10151658	Sensofix series 18
11172096	ZADAP-M18.STANDARD
11171584	ZADAP-M18.SHORT
11172095	ZADAP-M18.LONG
11172110	ZADAP-M18.SWING
11707685	Mounting rod with mounting plate holder 200 mm
11707686	Mounting rod with mounting plate holder 300 mm
11707688	Mounting rod 200 mm
11707697	Mounting rod 250 mm
11707698	Mounting rod with mounting plate holder 250 mm
11707687	Mounting rod 300 mm
11707701	Mounting plate series 300 and \varnothing 12 mm
11707702	Mounting base
11707703	Two-way connector