

Overview

- 16 ... 26 mm
- pulsed red laser diode
- analog
- Teach-in: button / external
- connector M8 4 pin
- 50 °C
- IP 67



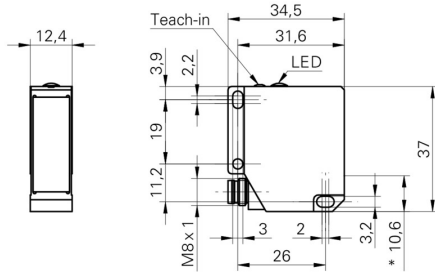
Picture similar



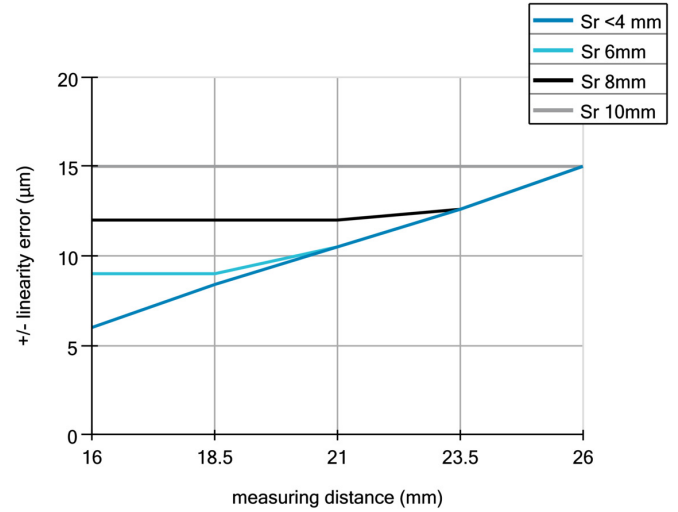
Technical data

General data		Electrical data	
Measuring distance Sd	16 ... 26 mm	Current consumption max. (no load)	100 mA
Beam diameter	0,5 ... 0,2 mm	Output circuit	Analog
Adjustment	Teach-in: button / external	Output signal	4 ... 20 mA
Teach-in range min.	> 1 mm	Load resistance	< (+Vs - 6 V) / 0,02 A
Power on indication	LED green	Short circuit protection	Yes
Soiled lens indicator	LED red	Reverse polarity protection	Yes, Vs to GND
Resolution	2 ... 5 µm	Mechanical data	
Linearity error	± 0,013 ... 0,025 mm	Width / diameter	12,4 mm
Beam type	Point	Height / length	37 mm
Interference suppression	< 30 ms	Depth	34,5 mm
Temperature drift	< 0,04 % Sde/K	Type	Rectangular
Light Source		Housing material	Die-cast zinc
Light source	Pulsed red laser diode	Front (optics)	Glass
Wave length	650 nm	Connection types	Connector M8 4 pin
Laser class	1	Ambient conditions	
Electrical data		Ambient light immunity	< 50 kLux
Response time / release time	2 ... 3 ms	Operating temperature	0 ... +50 °C
Voltage supply range +Vs	12 ... 28 VDC	Protection class	IP 67

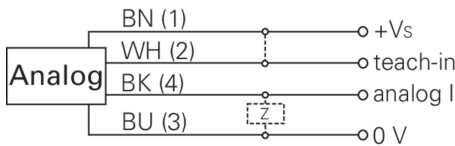
Dimension drawing



Linearity error



Connection diagram



Laser warning



IEC 60825-1/2014
Complies with 21 CFR 1040.10 and 1040.11 except for conformance with IEC 60825-1 Ed. 3., as described in Laser Notice No. 56, dated May 8, 2019

Resolution

