

Overview

- 200 ... 1000 mm
- pulsed red laser diode
- analog
- Teach-in: button / external
- connector M12 8 pin, rotatable
- 50 °C
- IP 67



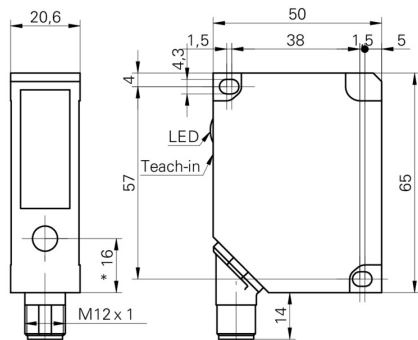
Picture similar



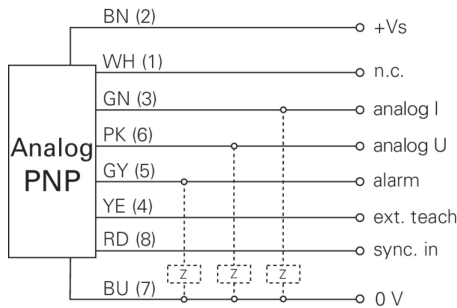
Technical data

General data		Electrical data	
Measuring distance Sd	200 ... 1000 mm	Output circuit	Analog
Beam diameter	2 mm	Output signal	4 ... 20 mA / 0 ... 10 VDC
Adjustment	Teach-in: button / external	Load resistance (analog I)	< (+Vs - 6 V) / 0,02 A
Teach-in range min.	> 20 mm	Load resistance (analog U)	> 100 kOhm
Power on indication	LED green	Output current	< 100 mA
Soiled lens indicator	LED red	Alarm output	PNP
Resolution	120 ... 2500 µm	Short circuit protection	Yes
Linearity error	± 0,48 ... 10 mm	Reverse polarity protection	Yes, Vs to GND
Beam type	Point	Mechanical data	
Temperature drift	< 0,06 % Sde/K	Width / diameter	20,6 mm
Light Source		Height / length	65 mm
Light source	Pulsed red laser diode	Depth	50 mm
Wave length	650 nm	Type	Rectangular
Laser class	2	Housing material	Die-cast zinc
Electrical data		Front (optics)	Glass
Response time / release time	< 0,9 ms	Connection types	Connector M12 8 pin, rotatable
Voltage supply range +Vs	12 ... 28 VDC	Ambient conditions	
Current consumption max. (no load)	100 mA	Ambient light immunity	< 5 kLux
		Operating temperature	0 ... +50 °C
		Protection class	IP 67

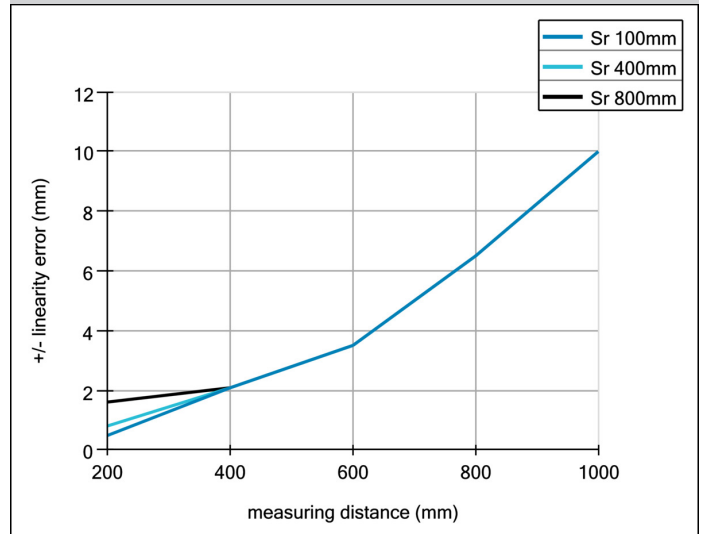
Dimension drawing



Connection diagram



Linearity error



Laser warning



LASER RADIATION
DO NOT STARE INTO BEAM
Wavelength: 640...670nm
IEC 60825-1, Ed. 3, 2014
CLASS 2 LASER PRODUCT

IEC 60825-1/2014 Complies with 21 CFR 1040.10 and 1040.11 except for conformance with IEC 60825-1 Ed. 3., as described in Laser Notice No. 56, dated May 8, 2019

Resolution

